

AGRO-INVEST UAIndex

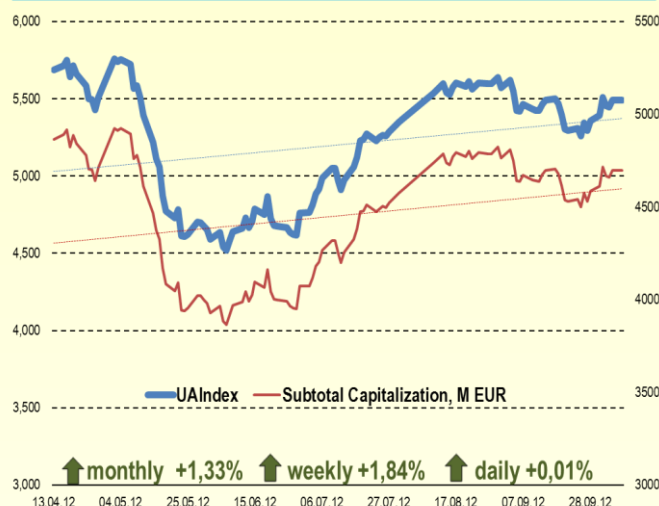
This material is copyrighted. Reproduction in any form including photocopies, facsimile, digital or electronic reproduction without the express written consent of UKRAGROCONSULT is strictly prohibited.

Daily Issue, Tuesday, October 9th, 2012

Market Watch

On Monday, October 8th UAIndex grew by +0.01%, ending the trading session with 4697,78 despite overall decline of major global indices. For the full version of daily report as well as other services of Agro Invest UAIndex, please subscribe to Daily UAIndex Issues by following the link: <http://www.uaindex.net/services>

UAIndex: 2012 Performance



Best Performing Companies (Capitalization)

| Company | Ticker | Last | Daily δ | Volume |
|---------|--------|----------|----------------|--------|
| Sintal | SNPS | 2,64 | 5,24% | 152 |
| IMC | IMC | 120,86 | 1,08% | 8 137 |
| MHP | MHPC | 1 277,10 | 1,02% | 73 888 |

Worst Performing Companies (Capitalization)

| Company | Ticker | Last | Daily δ | Volume |
|----------------|--------|-------|----------------|--------|
| Agrogeneration | ALAGR | 63,51 | -5,73% | 27 835 |
| KSG Agro | KSG | 51,90 | -3,43% | 1 291 |
| Alpcot Agro | ALPA | 80,67 | -2,69% | 39 094 |

Volume Leaders (Capitalization)

| Company | Ticker | Last | Daily δ | Volume |
|-------------|--------|----------|----------------|--------|
| MHP | MHPC | 1 277,10 | 1,02% | 73 888 |
| Alpcot Agro | ALPA | 80,67 | -2,69% | 39 094 |
| Kernel | KER | 1 299,43 | 0,33% | 36 034 |

News and Updates

- UAIndex grew slightly as global indices declined.

Currency Rates, EUR

| | Last | Daily | Weekly | Monthly | Annual |
|-----|------|-------|--------|---------|--------|
| PLN | 4,07 | -0,1% | -0,8% | -0,8% | -8,6% |
| GBP | 0,81 | 0,0% | 1,3% | 1,1% | -7,2% |
| USD | 1,30 | -0,4% | 0,9% | 1,5% | -3,3% |
| SEK | 8,60 | -0,1% | 1,7% | 1,6% | - |

Commodity Prices

| | Last | Daily | Weekly | Monthly | Annual |
|-----------|-------|-------|--------|---------|--------|
| Crude oil | 89,33 | -0,6% | -3,4% | -6,3% | 5,8% |
| Wheat | 861 | 0,4% | -2,6% | 1,8% | 28,9% |
| Corn | 742 | -0,8% | -1,9% | -6,0% | 12,1% |
| Soya | 1551 | 0,0% | -0,6% | -11,3% | 22,8% |
| Sugar | 595 | -0,4% | 2,2% | 8,0% | -8,2% |

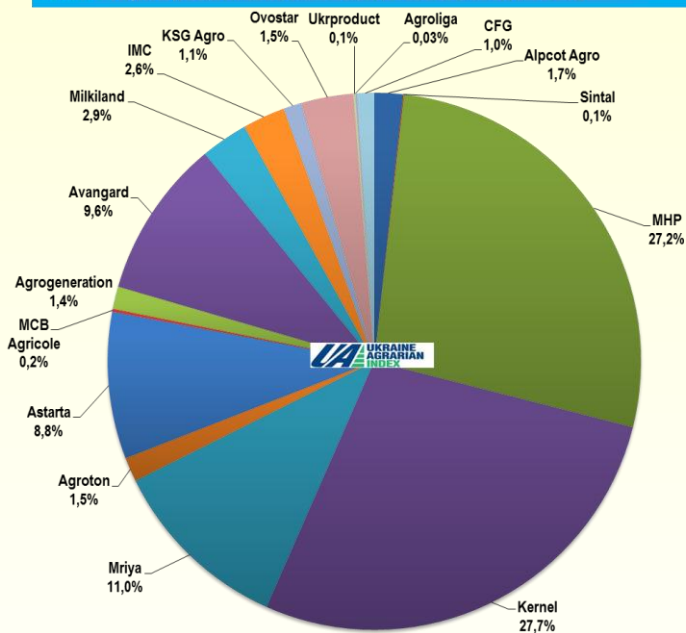
Global Indices

| | Last | Daily | Weekly | Monthly |
|-----------|----------|--------|--------|---------|
| UAIndex | 4697,78 | 0,00% | 1,84% | 1,33% |
| DJI | 13583,65 | -0,19% | 0,51% | 2,19% |
| WIG | 44376,95 | -0,33% | 0,44% | 5,32% |
| PFTS | 351,23 | -0,58% | -5,23% | -2,46% |
| FTSE-100 | 5841,70 | -0,50% | 0,36% | 1,11% |
| DAX | 7291,21 | -1,44% | -0,48% | 1,73% |
| China-AFF | 4075,90 | 0,07% | 1,58% | 5,98% |

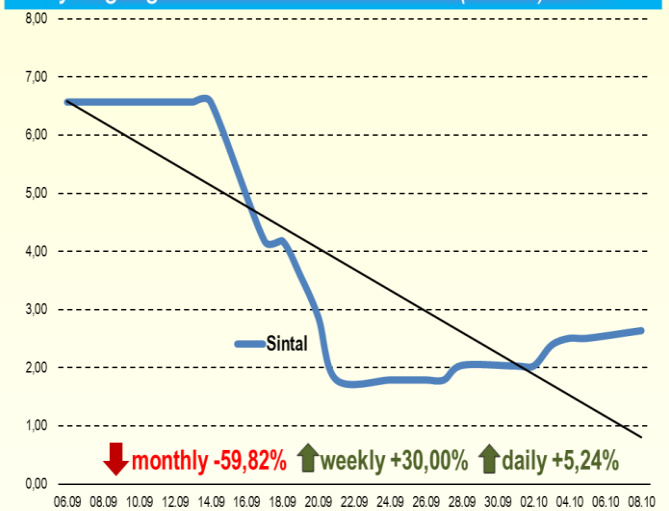
Dynamics of Capitalization

| Parameter | Ticker | Last (08.10.2012) | Daily change | Weekly change | Monthly Change |
|------------------|------------|-------------------|--------------|---------------|----------------|
| UAI Index | UAI | 4 697,57 | 0,83% | 2,46% | 1,20% |
| Alpcot Agro | ALPA | 80,67 | -2,69% | -8,51% | -13,55% |
| Sintal | SNPS | 2,64 | 5,24% | 30,00% | -59,82% |
| MHP | MHPC | 1 277,10 | 1,02% | 4,12% | 6,69% |
| Kernel | KER | 1 299,43 | 0,33% | 3,16% | 3,23% |
| Mriya | MAYA | 518,50 | 0,00% | 0,00% | -2,20% |
| Agroton | AGT | 68,31 | -2,18% | 13,85% | 29,94% |
| Astarta | AST | 415,52 | -0,55% | 0,62% | -1,87% |
| MCB Agricole | 4GW1 | 8,60 | 0,00% | 0,00% | 11,11% |
| Agrogeneration | ALAGR | 63,51 | -5,73% | -5,73% | -3,21% |
| Avangard | AVGR | 449,32 | -1,47% | -4,31% | -10,74% |
| Milkiland | MLK | 134,16 | 0,18% | 4,00% | 0,94% |
| IMC | IMC | 120,86 | 1,08% | 5,96% | 4,50% |
| KSG | KSG | 51,90 | -3,43% | 7,19% | -4,13% |
| Ovostar | OVO | 148,23 | -0,01% | 0,61% | 11,36% |
| Ukrproduct | UKR | 5,75 | -0,52% | -3,63% | 8,73% |
| Agroliga | AGLP | 4,18 | 0,18% | 2,10% | 4,30% |
| Continental FG | CFGP | 49,09 | -0,52% | -3,50% | -5,95% |

Total Capitalization Break-Down, October 8th, 2012



Daily Highlight: Growth Leader: Sintal (SNPS)



News and Updates

UAIndex grew slightly as global indices declined

Ukrainian Agrarian Index has indicated slight growth as gains were moderated by concerns over global growth prospects, especially in the world's second-biggest economy China, and expected weak U.S. corporate earnings. Weak third-quarter corporate earnings, as well as a slowdown in the Chinese growth rate to below or around 8% have already been noted in various reports - reasons why further monetary easing took place. But the outlook for sluggish fundamentals will likely limit the markets' upside.

AgroInvest comment: *growth of Chinese economy is particularly of interest for Ukrainian agrarian sector, aiming at close cooperation with China as a trading partner and major investor.*

Our Team

Chief Editor

Sergey Feofilov

Editor

Bohdan Chomiak

Financial Market Analyst

Alex Morgun

Ag Policy, Trade and Markets

Tatiana Braginets

Head of forecast & analytic department

Sveta Balandina

Analyst,S&D

Elena Loshkareva

Grain market

Liza Malyshko

Oil crops

Julia Garkavenko

Livestock sector

Olga Mozgovaya

Freight market

Svetlana Malysh

Contact Information

Our address:

Of. 5, 29 V Timoshenko Str,
Kyiv 205, 04205, Ukraine
(+38 044) 451-46-34

Tel. +380 44 451 46 34 multichannel

e-mail: periodicals@ukragroconsult.org

UAIndex: <http://www.uaindex.net/>

UkrAgroConsult: www.ukragroconsult.com

BlackSeagGrain: www.blackseagrain.net

For information and feedback please do not hesitate to contact: morgun@ukragroconsult.org