

AGRO-INVEST UAIndex

This material is copyrighted. Reproduction in any form including photocopies, facsimile, digital or electronic reproduction without the express written consent of UKRAGROCONSULT is strictly prohibited.

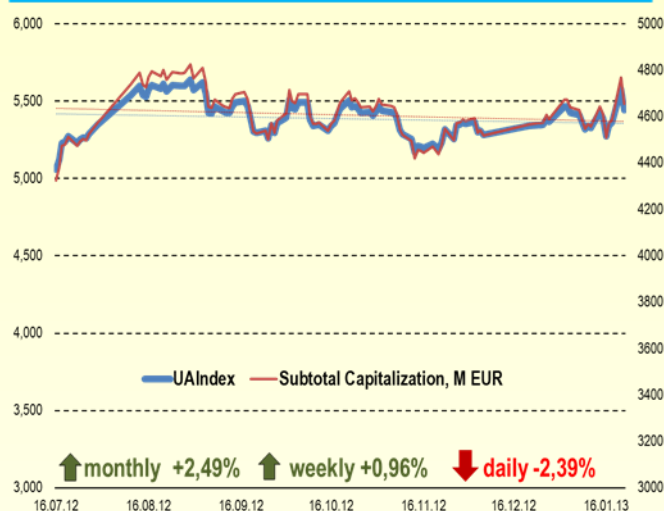
Daily Issue, Wednesday, January 23rd, 2013

Market Watch

On Tuesday, January 22nd UAIndex fell by -2.39%, ending the trading session with 4655,37. Fitch Agency increased Mriya's ratings

For the full version of daily report as well as other services of Agro Invest UAIndex, please subscribe to Daily UAIndex Issues by following the link: <http://www.uaindex.net/services>

UAIndex: Annual Performance



Best Performing Companies (Capitalization)

| Company | Ticker | Last | Daily δ | Volume |
|-------------|--------|--------|----------------|--------|
| Agroliga | AGLP | 7,69 | 5,32% | 1 020 |
| Ovostar | OVO | 136,05 | 1,45% | 483 |
| Alpcot Agro | ALPA | 76,05 | 0,49% | 40 376 |

Worst Performing Companies (Capitalization)

| Company | Ticker | Last | Daily δ | Volume |
|------------|--------|--------|----------------|--------|
| Sintal | SNPS | 2,52 | -8,26% | 2 500 |
| Mriya | MAYA | 478,13 | -4,26% | 8 000 |
| Ukrproduct | UKR | 5,84 | -3,81% | 0 |

Volume Leaders (Trading volume)

| Company | Ticker | Last | Daily δ | Volume |
|----------------|--------|----------|----------------|--------|
| Kernel | KER | 1 248,52 | -3,70% | 74 102 |
| Continental FG | CFGP | 43,83 | -0,76% | 45 000 |
| MHP | MHPC | 1 339,48 | -3,37% | 44 279 |

News and Updates

- Fitch Agency increased Mriya's ratings.

Currency Rates, EUR

| | Last | Daily | Weekly | Monthly | Annual |
|-----|------|-------|--------|---------|--------|
| PLN | 4,17 | 0,2% | 1,2% | 2,1% | -5,9% |
| GBP | 0,84 | 0,1% | 1,4% | 3,1% | 0,6% |
| USD | 1,33 | 0,1% | 0,2% | 1,0% | 2,0% |
| SEK | 8,68 | -0,1% | 0,4% | 0,5% | -3,3% |

Commodity Prices

| | Last | Daily | Weekly | Monthly | Annual |
|-----------|---------|-------|--------|---------|--------|
| Crude oil | 96,24 | 0,7% | 3,2% | 8,7% | -3,5% |
| Wheat | 779,20 | -1,5% | -0,4% | -7,1% | 25,3% |
| Corn | 728,40 | 0,1% | -0,3% | -2,4% | 17,6% |
| Soya | 1451,60 | 1,6% | 2,7% | -0,3% | 24,8% |
| Sugar | 483,20 | -1,3% | -3,7% | -6,7% | -20,9% |

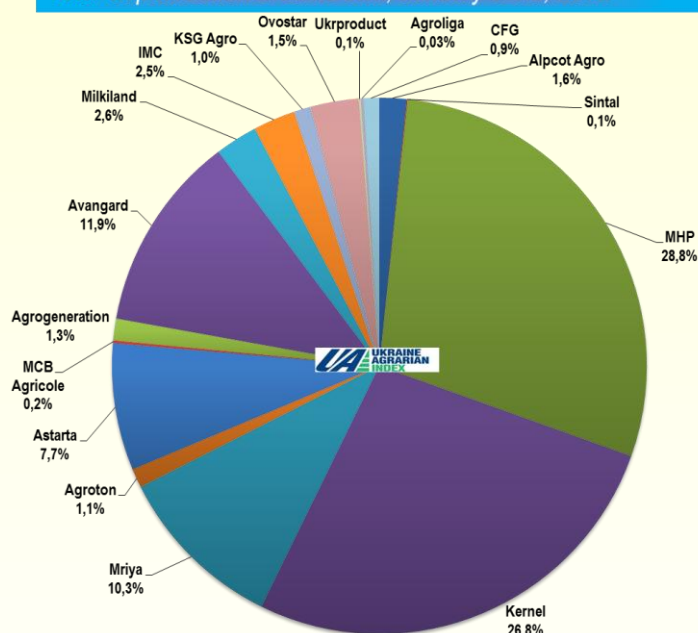
Global Indices

| | Last | Daily | Weekly | Monthly | Annual |
|-----------|----------|--------|--------|---------|---------|
| UAIndex | 4655,37 | -2,39% | 0,96% | 2,49% | 21,24% |
| DJI | 13712,21 | 0,46% | 1,31% | 5,20% | 10,42% |
| WIG | 47872,80 | -0,13% | 1,67% | 4,59% | 25,38% |
| PFTS | 319,99 | 0,02% | -1,92% | 0,58% | -41,46% |
| FTSE-100 | 6179,20 | -0,03% | 1,01% | 4,87% | 10,89% |
| DAX | 7696,21 | -0,68% | 0,26% | 3,24% | 24,81% |
| China-AFF | 4709,20 | 1,74% | 0,10% | 8,46% | 114,11% |

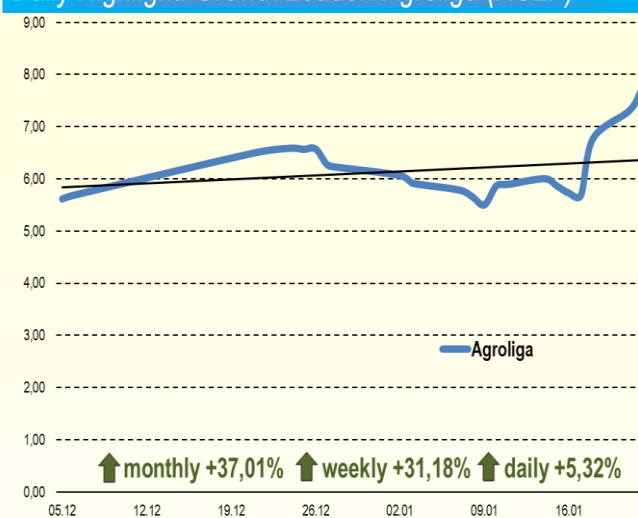
Dynamics of Capitalization

| Parameter | Ticker | Last (22.01.2013), M EUR | Daily change | Weekly change | Monthly Change | Annual Change |
|------------------|------------|--------------------------|---------------|---------------|----------------|---------------|
| UAI Index | UAI | 4 655,37 | -2,39% | 0,96% | 2,49% | 21,24% |
| Alpcot Agro | ALPA | 76,05 | 0,49% | 15,97% | 18,36% | - |
| Sintal | SNPS | 2,52 | -8,26% | -8,26% | -4,52% | -93,98% |
| MHP | MHPC | 1 339,48 | -3,37% | 3,35% | 8,53% | 51,80% |
| Kernel | KER | 1 248,52 | -3,70% | 2,17% | -5,92% | -2,33% |
| Mriya | MAYA | 478,13 | -4,26% | -10,00% | -5,46% | -1,96% |
| Agroton | AGT | 53,26 | -0,52% | -4,24% | 21,41% | -41,95% |
| Astarta | AST | 356,94 | 0,63% | 3,13% | 2,53% | 24,66% |
| MCB Agricole | 4GW1 | 7,40 | 0,00% | 0,00% | 13,16% | -76,24% |
| Agrogeneration | ALAGR | 61,06 | 0,00% | 1,75% | 6,10% | 11,23% |
| Avangard | AVGR | 553,43 | 0,06% | 0,01% | 9,75% | 68,93% |
| Milkiland | MLK | 119,36 | -0,81% | -1,91% | 8,77% | 14,36% |
| IMC | IMC | 118,34 | -0,87% | 0,17% | 7,01% | 110,85% |
| KSG | KSG | 47,49 | -0,20% | 2,45% | 18,33% | -35,17% |
| Ovostar | OVO | 136,05 | 1,45% | 5,87% | 6,28% | 36,71% |
| Ukrproduct | UKR | 5,84 | -3,81% | -2,51% | 10,54% | -8,25% |
| Agroliga | AGLP | 7,69 | 5,32% | 31,18% | 37,01% | 102,86% |
| Continental FG | CFGP | 43,83 | -0,76% | -1,45% | -10,26% | -8,81% |

Total Capitalization Break-Down, January 22nd, 2012



Daily Highlight: Growth Leader: Agroliga (AGLP)



News and Updates

Fitch Agency increased Mriya's ratings

According to the official information released by Fitch Agency, Mriya's long-term default ratings (IDR) were raised from "B-" to "B" as well as long-term national ratings were increased to "A-(ukr)" from "BBB+(ukr)", which is a stable level and long term ratings of bonds (issued previously for USD 250 M) were raised to "B" from "B-". Press release of the company stated that increase of ratings is a direct result of increase effectiveness of company's operations.

AgroInvest comment: *Despite the most recent news regarding probable issues of Ukrainian holding with government Tax Committee, increase of rating from international company will bring back some trust of the investors back to the agro holding.*

Our Team

Chief Editor

Sergey Feofilov

Editor

Bohdan Chomiak

Financial Market Analyst

Alex Morgun

Ag Policy, Trade and Markets

Tatiana Braginets

Head of forecast & analytic department

Sveta Balandina

Analyst,S&D

Elena Loshkareva

Grain market

Liza Malyshko

Oil crops

Julia Garkavenko

Livestock sector

Olga Mozgovaya

Freight market

Svetlana Malysh

Contact Information

Our address:

Of. 5, 29 V Timoshenko Str,
Kyiv 205, 04205, Ukraine
(+38 044) 451-46-34

Tel. +380 44 451 46 34 multichannel

e-mail: periodicals@ukragroconsult.org

UAIndex: <http://www.uaindex.net/>

UkrAgroConsult: www.ukragroconsult.com

BlackSeagGrain: www.blackseagrain.net

For information and feedback please do not hesitate to contact: morgun@ukragroconsult.org