

AGRO-INVEST UAIndex

This material is copyrighted. Reproduction in any form including photocopies, facsimile, digital or electronic reproduction without the express written consent of UKRAGROCONSULT is strictly prohibited.

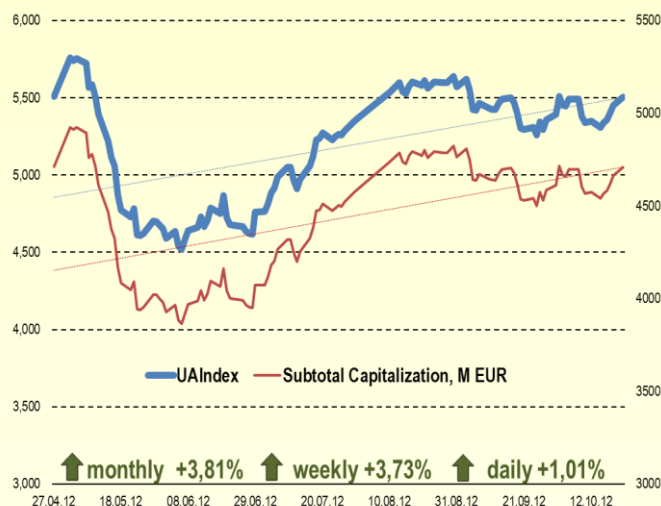
Daily Issue, Tuesday, October 23rd, 2012

Market Watch

On Monday, October 22nd UAIndex grew by +1.01%, ending the trading session with 4709,13. Ukraine has exported 7.7 million tons of grain over the current marketing year. For the full version of daily report as well as other services of Agro Invest UAIndex, please subscribe to Daily UAIndex Issues by following the link:

<http://www.uaindex.net/services>

UAIndex: 2012 Performance



Best Performing Companies (Capitalization)

Company	Ticker	Last	Daily δ	Volume
MHP	MHPC	1 283,42	2,38%	472 145
Kernel	KER	1 314,92	2,03%	189 722
Milkiland	MLK	127,93	0,75%	885

Worst Performing Companies (Capitalization)

Company	Ticker	Last	Daily δ	Volume
IMC	IMC	126,99	-3,85%	2 980
Ovostar	OVO	141,60	-3,20%	1 273
Agroton	AGT	60,99	-2,02%	4 311

Volume Leaders (Capitalization)

Company	Ticker	Last	Daily δ	Volume
MHP	MHPC	1 283,42	2,38%	472 145
Kernel	KER	1 314,92	2,03%	189 722
Agrogeneration	ALAGR	63,51	-1,63%	10 271

News and Updates

- Ukraine has exported 7.7 million tons of grain.

Currency Rates, EUR

	Last	Daily	Weekly	Monthly	Annual
PLN	4,10	0,0%	0,3%	-0,9%	-6,1%
GBP	0,81	0,1%	1,1%	2,1%	-5,6%
USD	1,30	0,2%	0,9%	0,9%	-3,0%
SEK	8,59	-0,2%	-0,8%	1,0%	-

Commodity Prices

	Last	Daily	Weekly	Monthly	Annual
Crude oil	88,73	-1,5%	-3,4%	-3,5%	3,4%
Wheat	878,2	0,7%	3,5%	-0,4%	32,9%
Corn	761,2	0,0%	3,3%	0,6%	18,0%
Soya	1546,4	0,8%	3,6%	-7,4%	25,2%
Sugar	550,1	0,4%	-0,8%	-0,3%	-17,7%

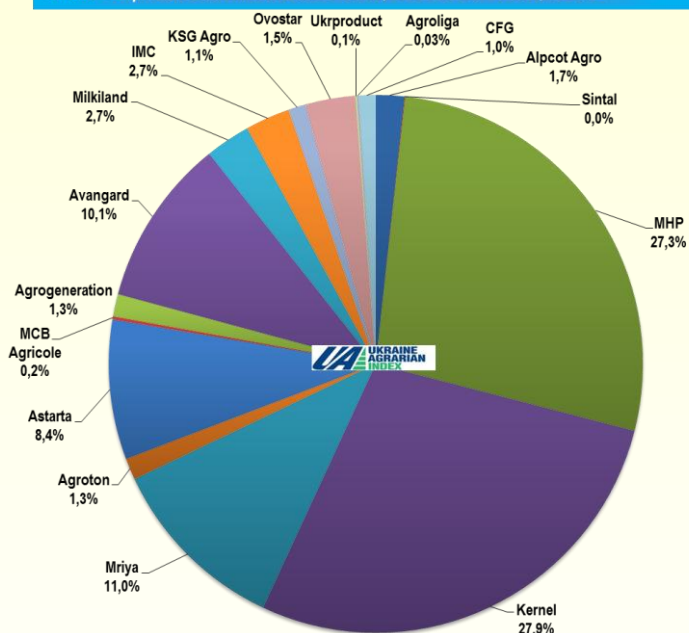
Global Indices

	Last	Daily	Weekly	Monthly	Annual
UAIndex	4709,13	1,01%	3,73%	3,81%	15,62%
DJI	13345,89	0,02%	-0,58%	-1,85%	9,92%
WIG	43728,91	-0,07%	-0,73%	-1,01%	12,60%
PFTS	313,45	-1,05%	-5,22%	-18,81%	-38,25%
FTSE-100	5882,90	-0,22%	1,33%	0,48%	9,25%
DAX	7328,05	-0,71%	0,92%	-0,83%	20,88%
China-AFF	4170,70	0,25%	2,85%	2,13%	71,54%

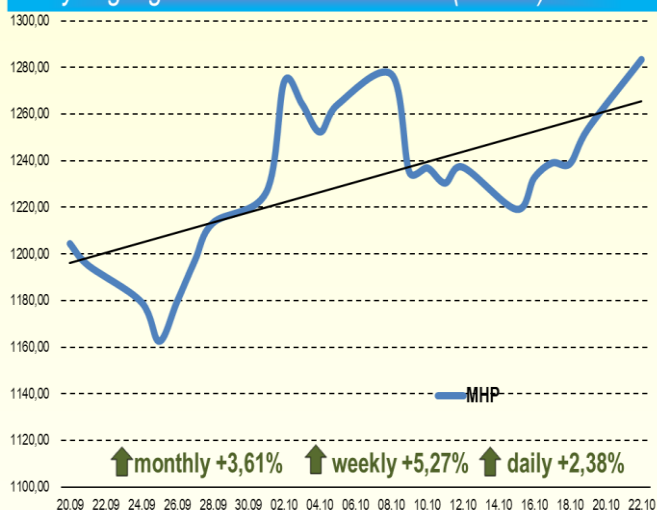
Dynamics of Capitalization

Parameter	Ticker	Last (22.10.2012)	Daily change	Weekly change	Monthly Change	Annual Change
UAI Index	UAI	4 709,13	1,01%	3,73%	3,81%	15,62%
Alpcot Agro	ALPA	80,73	0,00%	3,75%	-3,60%	-
Sintal	SNPS	2,03	0,00%	-15,00%	-29,17%	-95,26%
MHP	MHPC	1 283,42	2,38%	5,27%	6,56%	38,02%
Kernel	KER	1 314,92	2,03%	6,37%	8,63%	12,83%
Mriya	MAYA	518,50	0,00%	0,00%	-2,40%	-10,62%
Agroton	AGT	60,99	-2,02%	-5,15%	3,04%	-51,45%
Astarta	AST	395,96	-0,15%	-0,23%	-0,77%	5,92%
MCB Agricole	4GW1	8,62	0,20%	0,20%	0,20%	-54,04%
Agrogeneration	ALAGR	63,51	-1,63%	-2,16%	-7,18%	23,42%
Avangard	AVGR	475,80	0,60%	6,13%	0,71%	23,36%
Milkiland	MLK	127,93	0,75%	0,98%	-4,65%	-12,34%
IMC	IMC	126,99	-3,85%	6,83%	13,86%	82,00%
KSG	KSG	49,84	-0,15%	-3,47%	12,71%	-30,70%
Ovostar	OVO	141,60	-3,20%	-3,37%	-1,03%	70,97%
Ukrproduct	UKR	5,71	-0,16%	-0,95%	1,00%	-18,37%
Agroliga	AGLP	3,85	-0,15%	-2,15%	-9,00%	7,38%
Continental FG	CFGP	48,74	-0,16%	-0,95%	-7,87%	-8,76%

Total Capitalization Break-Down, October 22nd, 2012



Daily Highlight: Growth Leader: MHP (MHPC)



News and Updates

Ukraine has exported 7.7 million tons of grain

According to the official data available Ukraine has exported 7.65 million tons over the current marketing year (July 2012 – June 2013) as of October 22, 2012. In accordance with data provided by the Ministry of Agrarian Policy, Ukraine has exported 3.82 million tons of wheat, including 3.15 million tons of 1st-3rd grade quality wheat, 2.22 million tons of corn and 1.51 million tons of barley. Ministry also states 11.59 million tons of grain are already purchased under forward contracts, including 5.44 million tons of wheat (4.56 million tons of 1st-3rd grade quality wheat), 1.98 million tons of barley and 3.91 tons of corn.

Previous forecasts of Ministry state 46 M tons of grains that will be harvested 46 million tons of grains and will export 21-22 million tons.

AgroInvest comment: *weather conditions will remain the key factor for the prices of grains over the current season. As grain stocks are lowering over the past periods, we do not exclude the possibility of grain export ban initiated this season.*

Our Team

Chief Editor

Sergey Feofilov

Editor

Bohdan Chomiak

Financial Market Analyst

Alex Morgun

Ag Policy, Trade and Markets

Tatiana Braginets

Head of forecast & analytic department

Sveta Balandina

Analyst,S&D

Elena Loshkareva

Grain market

Liza Malyshko

Oil crops

Julia Garkavenko

Livestock sector

Olga Mozgovaya

Freight market

Svetlana Malysh

Contact Information

Our address:

Of. 5, 29 V Timoshenko Str,
Kyiv 205, 04205, Ukraine
(+38 044) 451-46-34

Tel. +380 44 451 46 34 multichannel

e-mail: periodicals@ukragroconsult.org

UAIndex: <http://www.uaindex.net/>

UkrAgroConsult: www.ukragroconsult.com

BlackSeagGrain: www.blackseagrain.net

For information and feedback please do not hesitate to contact: morgun@ukragroconsult.org