

AGRO-INVEST UAIndex

This material is copyrighted. Reproduction in any form including photocopies, facsimile, digital or electronic reproduction without the express written consent of UKRAGROCONSULT is strictly prohibited.

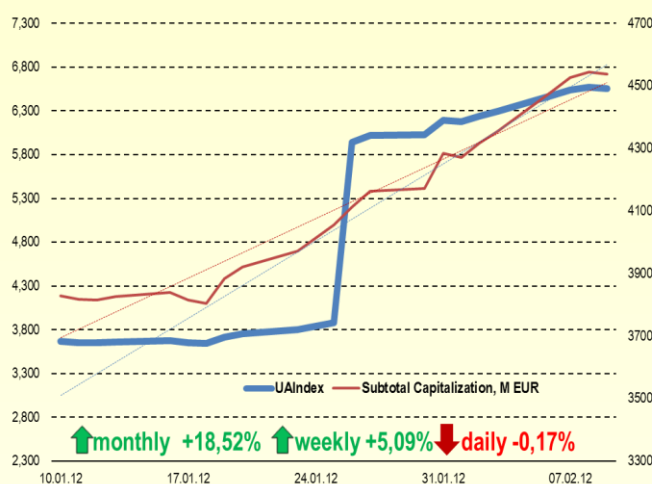
Daily Issue, Friday, February 10th, 2012

Market Watch

On Thursday, February 8th UAIndex fell by -0.17%, ending the trading session with 4537,78 due to once again rising debt issue with Greece. Our team has had a pleasure of attending annual exhibit Inter-Agro where we hosted or own round table as well. You may get additional details on these news and more by referring to the News Section. For the full version of daily report as well as other services of Agro Invest UAIndex, please subscribe to Daily UAIndex Issues by following the link:

<http://www.uaindex.net/services>

UAIndex: Monthly Performance



Best Performing Companies (Capitalization)

Company	Ticker	Last	Daily δ	Volume
MHP	MHPC	1 133,85	1,36%	123 797
IMC	IMC	72,91	1,03%	15 400
Agrogeneration	ALAGR	70,18	0,00%	0

Worst Performing Companies (Capitalization)

Company	Ticker	Last	Daily δ	Volume
Agroliga	AGLP	4,30	-9,37%	101
Ovostar	OVO	130,45	-3,49%	1 237
Alpcot Agro	ALPA	93,31	-2,26%	146 784

Volume Leaders (Capitalization)

Company	Ticker	Last	Daily δ	Volume
Alpcot Agro	ALPA	93,31	-2,26%	146 784
MHP	MHPC	1 133,85	1,36%	123 797
Kernel	KER	1 414,85	-0,82%	67 428

News and Updates

- Focus of the day: Europe's finance ministers demanded more spending cuts from Greece;
- Ukrainian Ag-Exhibit Inter-Agro.

Currency Rates, EUR

	Last	Daily	Weekly	Monthly	Annual
PLN	4,20	0,2%	0,1%	-6,0%	6,7%
GBP	0,84	0,2%	1,1%	1,2%	-1,3%
USD	1,33	0,2%	1,2%	4,5%	-2,9%
SEK	8,81	-0,1%	-0,4%	0,0%	-

Commodity Prices

	Last	Daily	Weekly	Monthly	Annual
Crude oil	99,84	1,1%	3,6%	-1,5%	17,7%
Wheat	646	-2,2%	-2,5%	0,7%	-25,9%
Corn	637	-0,8%	-0,9%	-2,3%	-8,7%
Soya	1227,4	-0,3%	0,9%	0,1%	-12,5%
Sugar	633,3	0,2%	3,4%	4,7%	-15,6%

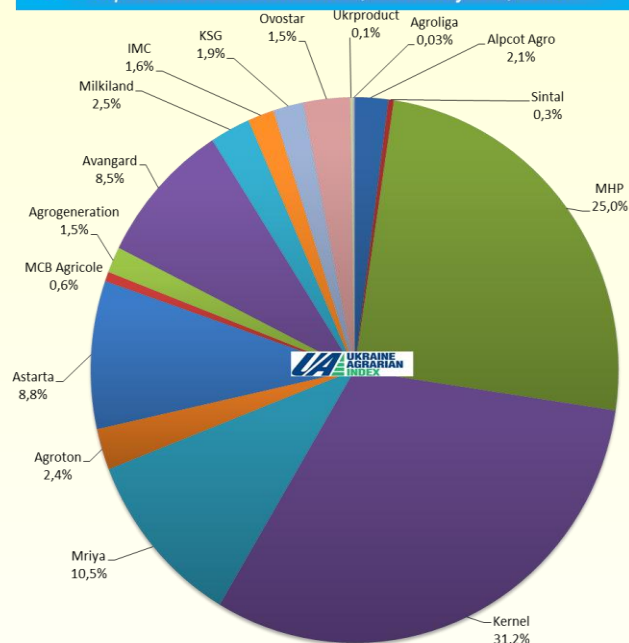
Global Indices

	Last	Daily	Weekly	Monthly
UAIndex	4537,78	-0,17%	5,09%	18,52%
DJI	12890,46	0,05%	1,46%	3,43%
WIG	41792,46	-0,29%	0,46%	11,12%
PFTS	584,29	0,07%	0,90%	5,84%
FTSE-100	5895,50	0,33%	1,88%	5,05%
DAX	6788,80	0,59%	4,34%	12,82%
China-AFF	2319,12	0,00%	0,00%	4,19%

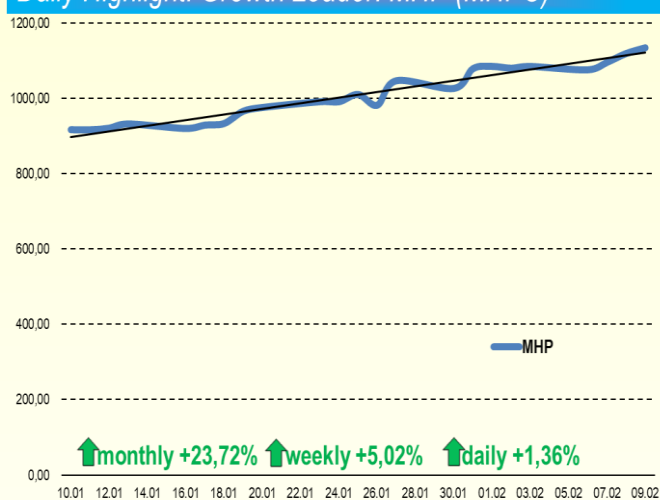
Dynamics of Capitalization

Parameter	Ticker	Last (08.02.2012)	Daily change	Weekly change	Monthly Change
UAI Index	UAI	4 537,78	-0,17%	5,09%	18,52%
Agrogeneration	ALAGR	70,18	0,00%	-1,48%	20,92%
Agroliga	AGLP	4,30	-9,37%	-3,24%	4,11%
Agroton	AGT	110,74	-0,62%	3,93%	20,12%
Astarta	AST	397,20	-0,62%	13,98%	49,70%
Avangard	AVGR	387,72	-0,09%	3,24%	12,71%
IMC	IMC	72,91	1,03%	4,94%	25,25%
Kernel	KER	1 414,85	-0,82%	8,96%	14,26%
KSG	KSG	84,54	-0,20%	3,09%	15,55%
Alpcot Agro	ALPA	93,31	-2,26%	-0,78%	573,58%
MCB Agricole	4GW1	25,28	0,00%	0,68%	-18,33%
MHP	MHPC	1 133,85	1,36%	5,02%	23,72%
Milkiland	MLK	111,99	-0,62%	-5,51%	22,45%
Mriya	MAYA	478,13	0,00%	-1,96%	-2,17%
Ovostar	OVO	130,45	-3,49%	-3,10%	22,16%
Sintal	SNPS	15,04	0,00%	2,44%	-62,87%
Ukrproduct	UKR	7,30	-0,56%	-0,80%	13,77%

Total Capitalization Break-Down, February 9th, 2012



Daily Highlight: Growth Leader: MHP (MHPC)



News and Updates

Focus of the day: Europe's finance ministers demanded more spending cuts from Greece

Despite the deal reached by the Greek government yesterday, it became clear today that those measures are not enough to receive the bailout fund. Europe's prime ministers demanded more cuts from the Greek government today. Additional EUR 325 M worth of cuts remains necessary for the country. We carefully monitor the situation as it unfolds.

Ukrainian Ag-Exhibit Inter-Agro

On Thursday, February 09, 2012 we had the pleasure to attend annual exhibit Inter-Agro, where we were hosting round table. Aside large amounts of agricultural machinery and equipment that was presented on the exhibit our analysts were able to attend several other round tables and the main topic was investments in the agricultural sector of Ukraine. The main issues that concern modern day companies in the agricultural sector include sources of funds to be attracted, what is needed to be done to attract those funds and what is the volume of investments that will be available in 2012. Macroeconomic issues in global context this year as well as political instability in Ukraine were discussed quite actively as well.

We have made a conclusion that there is a growing interest towards Ukrainian agriculture, yet there are three main obstacles that have to be dealt with in order to increase the amount of investments poured in Ukraine. There include: resolving political issues; bringing more clarity in business operations and fixing the legislative base so that it would work properly and become more understandable. We are certain that solutions to those will come eventually, yet cannot predict the time span necessary for the change to occur.

Our Team

Chief Editor

Sergey Feofilov

Editor

Bohdan Chomiak

Financial Market Analyst

Alex Morgun

Ag Policy, Trade and Markets

Tatiana Braginets

Head of forecast & analytic department

Sveta Balandina

Analyst,S&D

Elena Loshkareva

Grain market

Liza Malyshko

Oil crops

Julia Garkavenko

Livestock sector

Olga Mozgovaya

Freight market

Svetlana Malysh

Contact Information

Our address:

Of. 5, 29 V Timoshenko Str,
Kyiv 205, 04205, Ukraine
(+38 044) 451-46-34

Tel. +380 44 451 46 34 multichannel

e-mail: periodicals@ukragroconsult.org

UAIndex: <http://www.uaindex.net/>

UkrAgroConsult: www.ukragroconsult.com

BlackSeagGrain: www.blackseagrain.net

For information and feedback please do not hesitate to contact: morgun@ukragroconsult.org